

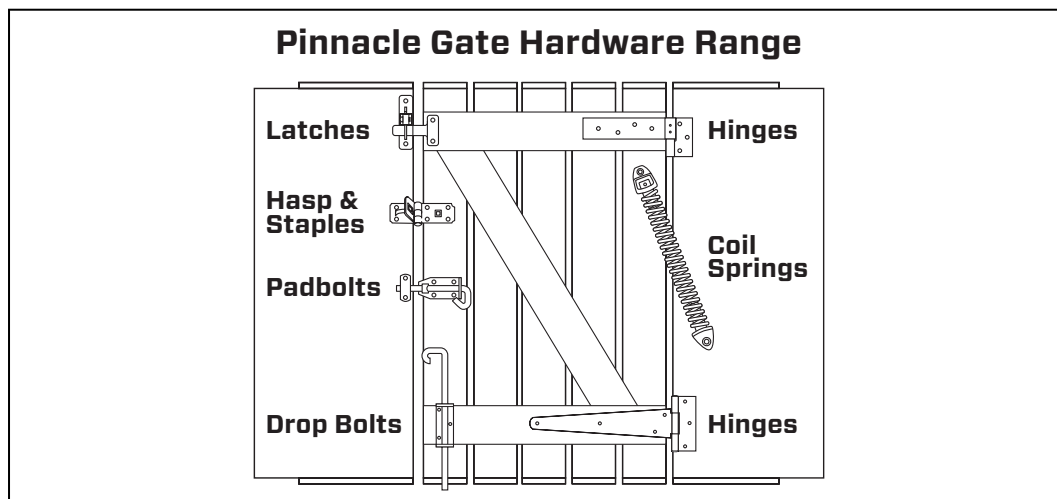
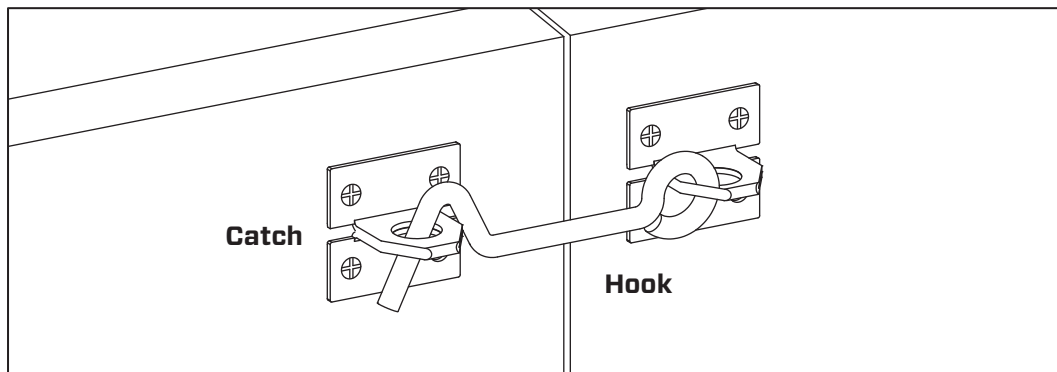
200mm | Heavy Duty Gate Hook

Tools required: Pencil, No.2 Phillips screwdriver, drill and 2mm drill bit.




Installation instructions:

1. Place hook in desired location. Mark screw locations and drill pilot holes with 2mm drill bit. Fasten with screws.
2. Position catch where the hook can engage and is level. Mark screw locations, drill 2mm pilot holes and fasten with screws.

Hint: If using on a gate we recommend the hook should be fixed to the gate and the catch fixed to the post.



Corrosion Protection Chart

Finish:	Rating:
Stainless Steel	Ultimate 
Galvanised	High 
Zinc Plated	Moderate 

Suitable for model no: GHS110.

CONNECT WITH US!
PINNACLE.NET.AU

