

ROLLTRAK

DOOR & WINDOW SPECIALISTS

FLYSCREEN SWIVEL CLIP PLASTIC - FLUSHED

Model Number:

R3736, R3736B100 & RFSR016

Tools required:

Phillip head screwdriver.

Step 1

Place swivel clip on the window frame next to the flyscreen, approx. 100mm from each corner.

Step 2

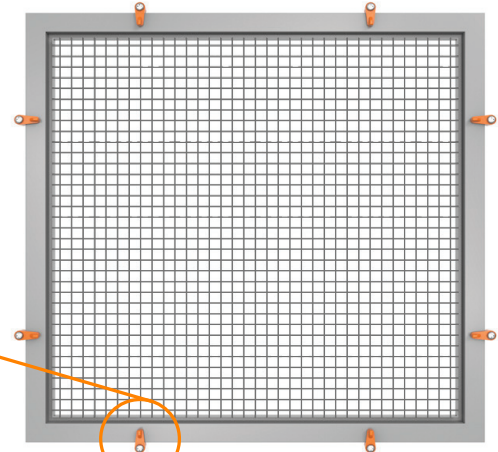
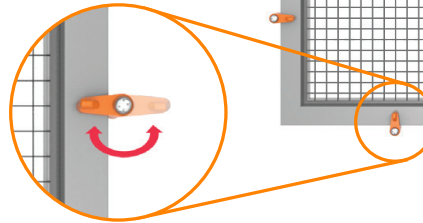
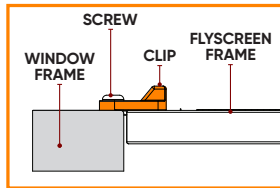
A minimum of 4 swivels per flyscreen should be used.

Step 3

Screw the swivel clip to the window frame using 25mm x 8g self-tappers.

Step 4

Rotate the swivel clips to remove the flyscreen.



**SCAN FOR INSPIRATION
AND HANDY TIPS:**



**CONNECT WITH US!
ROLLTRAK.COM.AU**