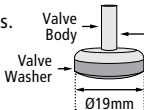



- ☑ TAP VALVE DIAMETER: 19MM*
- ☑ SUITS TAPS WITH A G1/2" INLET

EASY INSTALLATION

1. Turn off water at mains.
2. Remove tap handle; unscrew & remove spindle assembly.
3. Replace tap valve, fibre body washer & o-ring.
4. Reassemble spindle & handle.
5. Turn on water.
6. Inspect for leaks.



Lead Free

AS 3718
00674
SAI GLOBAL
MODEL:
JV12STDEL



A family owned Australian business
providing quality assured
plumbing products since 1972



arl.org.au

*The listed diameter (Ø) is for a new, unused valve washer. Used valve washers may vary in diameter. This product meets the lead-free requirements of NCC vol 3.


FIX-A-TAP®

AUSTRALIA PTY LTD

The Ultimate Plumbing Solution

PO Box 200 Wahroonga
NSW 2076 Australia
Made in Australia ©2025

www.fixatap.com.au



9 312232 233189 >